


## 2nd Grade Summer Reading List

Please choose at least one of the books from the following list, to complete a cereal box book report project. These are series books; your child may pick any book in the series:

- A to Z Mysteries by Ron Roy
- Amber Brown by Paula Danziger
- Picture Book Biographies by David A. Adler, Michael S. Adler
- Splat the Cat by Rob Scotton
- Dragon Slayers' Academy by Kate McMullan
- Junie B. Jones by Barbara Park
- Magic School Bus Chapter Books by Eva Moore, Ann Schreiber, Anne Capeci, et al.
- Magic Tree House by Mary Pope Osborne

# Cereal Box Book Report



Name: \_\_\_\_\_ Date: \_\_\_\_\_

Fiction

## A New Cereal on the Shelf

If you could invent a cereal based on the fictional book you read, what would it be? After you think of a name and shape for your cereal, you'll design a cereal box for it.

**Materials:** empty cereal box, white or light colored paper, markers or crayons, tape or glue

### Directions:

#### Important Dates:

Assigned: June 18, 2011

Due: September 4, 2011

1. Select a book from your grade level list and your reading level.

Book Title: \_\_\_\_\_


Author: \_\_\_\_\_

2. Think about what you will name your cereal. Choose a name that sounds enticing and that relates to the story in some way. Then, choose a shape for the cereal, as well as colors and ingredients that also relate to the book. For example, for *Harry Potter and the Sorcerer's Stone*, you might invent a cereal called Wizard Wands, a toasted oat cereal in the shape of miniature lightning bolts.
3. Cover your cereal box with white or light colored paper. Or you might want to write and draw on appropriate-sized sheets of paper and then glue them onto the box. Write a rough draft and draw sketches before moving on to your final copy. Here are the guidelines for each side of the box.



- **Front**

Write the name of your cereal and draw a picture to go with it. You might draw your characters or other pictures to help sell your project. Make your cereal box look appealing and fun. Look at actual cereal boxes for ideas. \_\_\_\_\_



- **Back**  
Design a game that is based on the story. It can be a puzzle, a word game, or any other fun activity that might be found on the back of a cereal box. Make sure it includes information from the book. Describe your idea below.

---



---



---



- **Right Side**  
Under the heading "Ingredients," list the main characters and write a sentence describing each one. Then below describe the setting (place and time). Write your rough draft below.

---




---



---



---



- **Left Side**  
Write a summary of the book. Describe the main conflict and the resolution.

---



---



---



---



- **Top**  
Write the title, author, your name, and your rating of the book.

My rating of the book: ☆☆☆☆☆



# Scoring Rubric



Name: \_\_\_\_\_

## A New Cereal on the Shelf

Book Title: \_\_\_\_\_

Is the book from the approved list and	Points Possible	Points Earned
1. the appropriate reading level?	5	
2. Did you turn in your project on time?	10	
3. Is your cereal box neat, colorful, and creative?	15	
4. Is the front of the box complete and thoughtful?	15	
5. Is the back of the box complete and thoughtful?	15	
6. Is the right side complete and accurate?	10	
7. Is the left side complete and accurate?	10	
8. Is the top complete and accurate?	5	
9. Are the spelling, punctuation, and grammar correct?	15	
<b>Total:</b>	<b>100</b>	

Notes: \_\_\_\_\_

\_\_\_\_\_